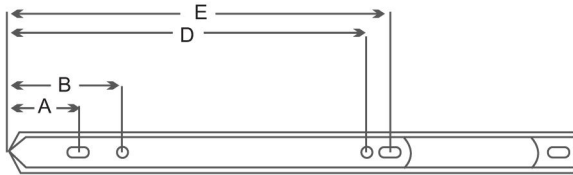
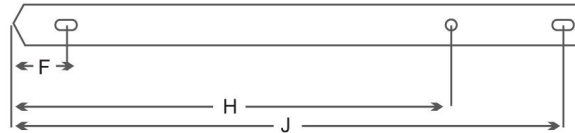


Top view of fourth arm vent fixing holes

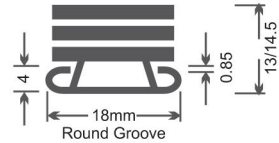


Underside of channel fixing holes



Part & Product Specification

Size	Length	Opening angle	Max weight in kg	Vent max. height	Vent max. width
10"	257mm	85°	8	1000mm	400mm
12"	300mm	88°	9	1000mm	450mm
16"	404mm	88°	13	1000mm	550mm



Fixing Hole Details

Size	A	B	C	D	E	F	G	H	J
10"	38mm	-	-	172mm	186mm	29mm	-	212mm	250mm
12"	38mm	-	-	189mm	200mm	29mm	-	236mm	292mm
16"	37mm	56mm	-	226mm	240mm	30mm	-	250mm	395mm